
Report on the first SOLARIS workshop

4-6 October 2006, Boulder, Colorado, USA

K. Matthes, Freie Universität Berlin, Institut für Meteorologie, Berlin, Germany and National Center for Atmospheric Research, Boulder, USA (kmatthes@ucar.edu)

K. Kodera, Nagoya University, Nagoya, Japan (koderak@coe.env.nagoya-u.ac.jp)

L. Gray, University of Reading, Reading, UK (l.j.gray@reading.ac.uk)

J. Austin, NOAA Geophysical Fluids dynamical Laboratory, Princeton, NJ, USA (john.austin@noaa.gov)

A. Kubin, Freie Universität Berlin, Institut für Meteorologie, Berlin, Germany (Anne.Kubin@met.fu-berlin.de)

U. Langematz, Freie Universität Berlin, Institut für Meteorologie, Berlin, Germany (ulrike.langematz@met.fu-berlin.de)

D. Marsh, National Center for Atmospheric Research, Boulder, USA (marsh@ucar.edu)

J. McCormack, Naval Research Laboratory, Washington D.C., USA (mccormack@nrl.navy.mil)

K. Shibata, Meteorological Research Institute, Tsukuba, Japan (kshibata@mri-jma.go.jp)

D. Shindell, NASA Goddard Institute for Space Studies, New York, USA (dshindell@giss.nasa.gov)

The new SPARC working group on solar variability is an extension of the GRIPS solar influence intercomparison project (Matthes *et al.*, 2003; Kodera *et al.*, 2003). The objective of this group is "Modelling and understanding the solar influence on climate through stratospheric chemical and dynamical processes" in collaboration with working group 1 of the SCOSTEP CAWSES (Climate and Weather of the Sun-Earth System) programme.

The first SOLARIS (SOLAR Influence for SPARC) workshop was held in October 2006 and hosted by NCAR's Earth and Sun Systems Laboratory in Boulder, Colorado. This workshop was the latest in a series of meetings, beginning with the December 2004 AGU conference in San Francisco and continuing with the July 2005 IAGA conference in Toulouse that provide the middle atmospheric research community with a forum to review the latest results in the field of modelling the solar influence on climate.

Approximately 40 participants from Canada, Europe, Japan, Russia and the

United States, plus local participants from Boulder (LASP/University of Colorado, NCAR) attended the workshop. The programme of the workshop and a list of participants can be found on the SOLARIS website (<http://strat-www.met.fu-berlin.de/~matthes/sparc/meetingdetails.html>).

The first day of the meeting included a series of overview talks from invited speakers that were open to the general public. These overviews covered topics ranging from solar variability (**T. Woods**) to new insights into dynamo theory (**M. Dikpati**), and observed solar signals in the middle atmosphere and possible transfer mechanisms. **L. Hood** and **W. Randel** presented the most up to date observational analyses of solar signals in ozone and temperature, which seem to agree better with each other than previous analyses. **K. Kodera** described some of the dynamical mechanisms through which small direct stratospheric effects can indirectly affect the lower parts of the atmosphere down to the Earth's surface. **A. Smith** talked about aliasing of the solar signal through

the QBO and the problem of having data sets that are too short. **C. Randall** gave an overview about precipitating particles and their effect on stratospheric chemistry and dynamics. In the afternoon each modelling group participating in the SOLARIS project gave a summary of their current activities.

The following two days focused on the specific research activities of each group in order to determine which questions are still open and how they can be studied in more detail through the combined SOLARIS effort. These results were discussed within the context of the five coordinated research themes that comprise the SOLARIS effort (<http://strat-www.met.fu-berlin.de/~matthes/sparc/goals.html>):

- I) Thermospheric and Mesospheric Response
- II) Ozone and Temperature Response
- III) Dynamical Response Including the Role of the QBO
- IV) Stratosphere-Troposphere Coupling
- V) Ocean Response and Paleo-Climatic

Within theme I, model studies about

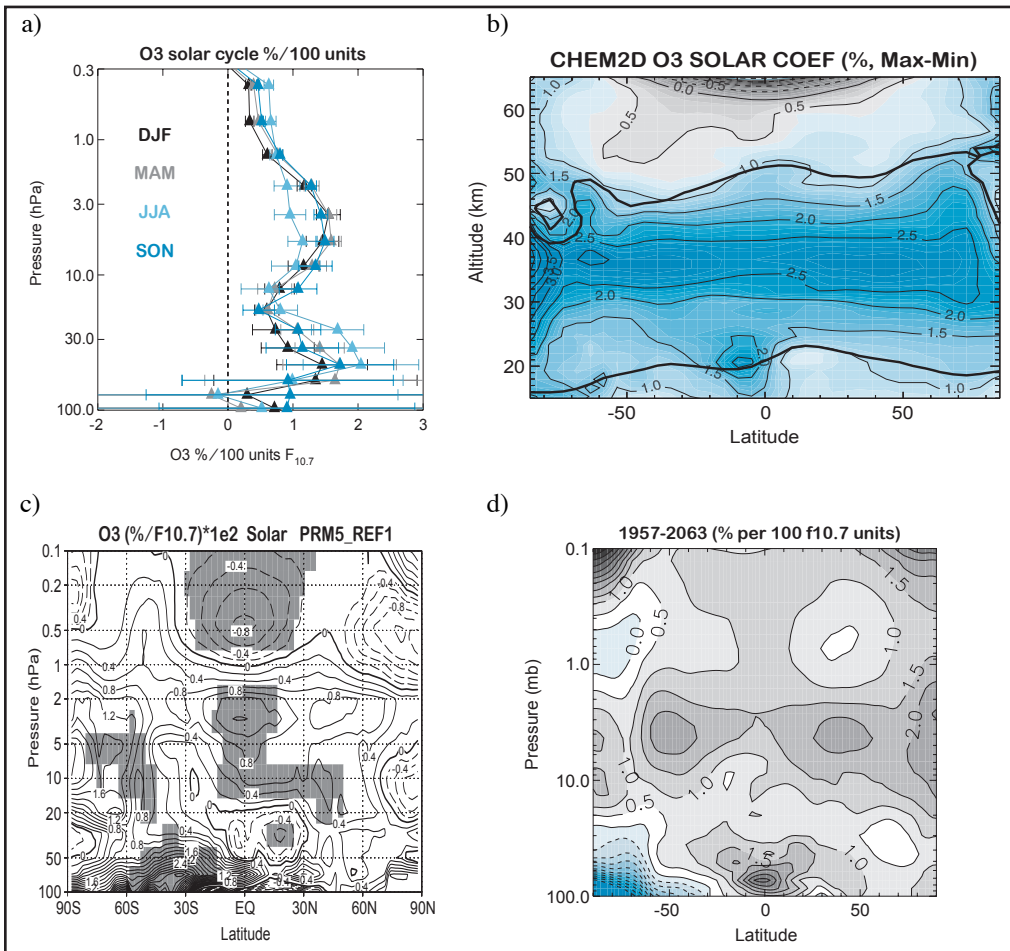


Figure 2: a) Simulated seasonal mean ozone solar response in % per 100 units of 10.7 cm flux with the CCMASTRAC. The results have been averaged over the latitude range 25°S to 25°N and over all three ensemble members. The error bars indicate 95% confidence intervals from the linear regression analysis. (From Austin et al., 2006); b) Simulated annual mean ozone solar response in %/max-min from a 50 year simulation of the CHEM2D model. Thick black lines enclose regions where C_s is greater than 2-sigma (From McCormack and Siskind, 2006); c) Simulated annual mean ozone solar response in % per 100 units of 10.7 cm flux from the REF1 simulation of the MRI-CCM (Courtesy of K. Shibata); d) Simulated annual mean ozone solar response in % per 100 units of 10.7 cm flux from 106 years of simulations with the CCM WACCM from 90°S to 90°N and 100 to 0.1 hPa (16 km to 60 km). (Courtesy of K. Matthes.)

the influence of solar proton events on the atmosphere were shown. **Figure 1** (colour plate IV) shows one example of an experiment with NCAR's Whole Atmosphere Community Climate Model (WACCM) that incorporated solar protons during the 2003 "Halloween storm." Increased solar proton fluxes lead to increases in NO_y (see **Figure 1b**, colour plate IV) (presentation by **D. Marsh**). The ionization rates computed from solar fluxes for the period of 1963–2005 used in WACCM were provided by Charles Jackman and are now available on the SOLARIS website. Other studies dealt with solar influence on tides (presentation by **T. Hirooka**).

A more coherent temperature and ozone response to the 11-year solar cycle from different models came out of the discus-

sion from themes II and III. **Figure 2** shows examples of the resulting solar signal in ozone from three different coupled chemistry climate models (CCMs) and one 2D chemistry-transport model when the 11-year solar cycle in irradiance was included. In all of the models the solar cycle was time-varying, instead of the usual constant solar min/max experiments of the past. The GFDL AMTRAC (Atmospheric Model with TRansport And Chemistry) simulations were run for 135 years (3x45 years) with observed solar cycle, SSTs, GHG, and volcanoes (REF1 simulations of CCMVal) (presentation by **J. Austin**). Note that AMTRAC does not have an internally generated QBO or a specified one. The MRI-CCM simulations are similar to the AMTRAC simulations except that the model generates a self-consistent QBO (presentation by **K. Shibata**). The NRL

CHEM2D model was run for 50 years with an interactive parameterization for the QBO (presentation by **J. McCormack**). The WACCM simulations had a prescribed QBO (the observed time series were repeated in order to reach 110 years of simulation), fixed SSTs, GHGs and no volcanic aerosols (presentation by **K. Matthes**).

The discrepancy in the ozone response between observations, and 2D and 3D model simulations carried out in the 1990's seems to be reduced in the latest simulations. More models show the observed vertical structure in the tropical stratosphere, with a maximum in the upper stratosphere, a relative minimum in the middle stratosphere, and a secondary maximum in the lower stratosphere. Possible factors that may be important in obtaining the correct vertical structures are a time-dependent solar cycle, a time-varying QBO (either self-consistent or synthetic), variable SSTs, and a long enough time series (at least 50 years). Other issues that were discussed and seem to be important for producing a more realistic solar signal include a high-resolution short wave heating scheme as well as a good model climatology (presentation by **U. Langematz**). Also the question was raised of how high the top of the model has to be to simulate a realistic solar signal in the middle atmosphere. The importance of the background ozone field to the resulting temperature response was pointed out as well (presentation by **L. Gray**).

We now have a good set of model experiments with different levels of complexity that will be used to understand the relative importance of these factors in producing the solar signal in ozone. As a starting point, J. Austin, E. Rozanov and K. Tourpali have started an intercomparison of the tropical solar signal in ozone by analysing the REF1 simulations of the CCMVal SPARC initiative (Eyring et al., 2006).

The SOLARIS model experiments will also be used to investigate the dynamical response of QBO and solar signals. So far the observed modulation of the polar night jet and the Brewer Dobson circulation (Kodera and Kuroda, 2002), the modulation of the occurrence of Strato-

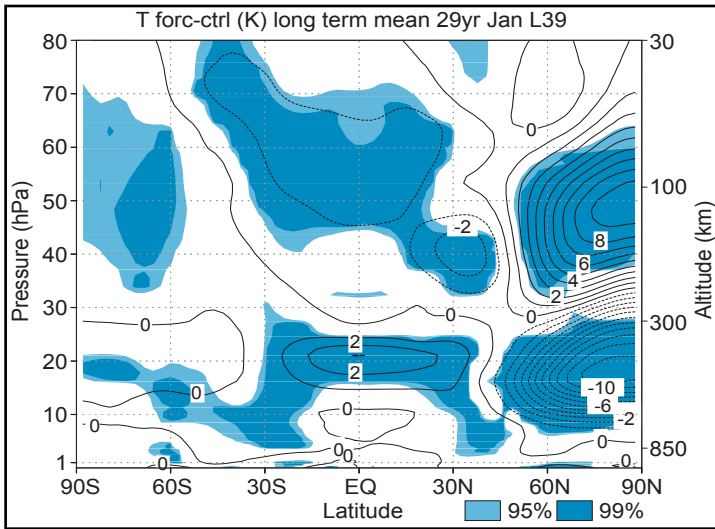


Figure 3: Zonal mean temperature differences in K between the forcing and the control run of the T42L39 perpetual January experiment with the ECHAM5-MESSY CCM. Contour interval is 2 K, light blue (blue) shading denotes statistical significance at the 95% (99%) level. (Courtesy of A. Kubin and U. Langematz.)

spheric Warmings (Labitzke and van Loon, 1988) including the importance of equatorial winds in the upper stratosphere (Gray *et al.*, 2001a, b; Gray, 2003, Gray *et al.*, 2004) have only been reproduced in a few model simulations (*e.g.*, Matthes *et al.*, 2004, 2006; Palmer and Gray, 2005). Further work is required to investigate the importance of this QBO interaction and whether it impacts the mechanism for transfer of the solar signal to the troposphere.

Within theme IV, different sensitivity

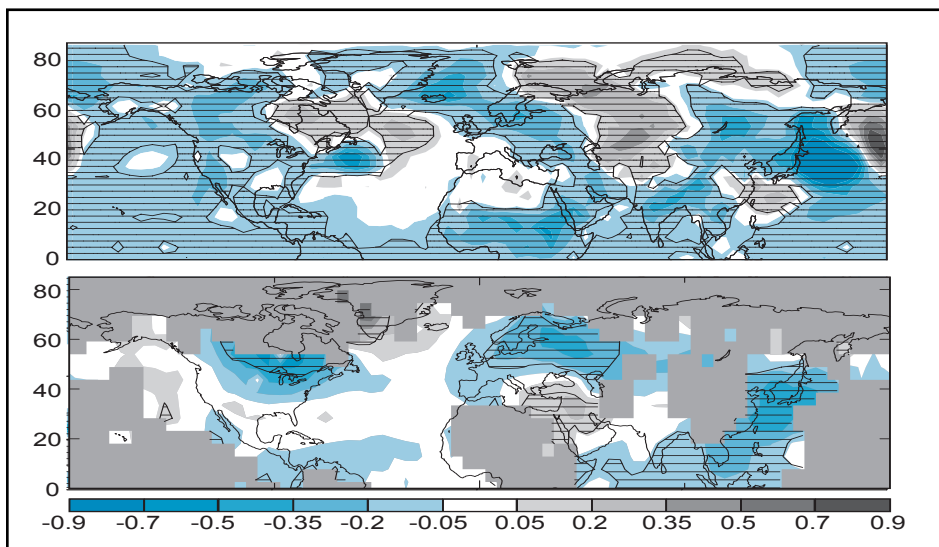


Figure 4: Annual average surface temperature change ($^{\circ}\text{C}$) due to solar irradiance change of $\sim 1 \text{ W/m}^2$ (top of the atmosphere, equivalent to $\sim 0.19 \text{ W/m}^2$ at the tropopause) in the GISS ModelE (top) and the regression during the period 1650-1850 between reconstructed solar irradiance (From Lean *et al.*, 1995) and annual average surface temperatures (bottom) (From Mann *et al.*, 1998) filtered to only include contributions from timescales longer than 40 years, with a 20 year lag. The correlation is given in $^{\circ}\text{C}$ per change from roughly the Maunder Minimum to a century later, which is roughly 0.2 W/m^2 in recent reconstructions (*e.g.* Wang *et al.*, 2005). Grey areas indicate no data, while hatched areas indicate statistical significance at the 90% level. (Courtesy of D. Shindell.)

studies of stratosphere-troposphere coupling were shown. A perpetual January sensitivity experiment with the ECHAM5-MESSY CCM, in which a momentum forcing was introduced in the mid-latitude stratosphere, shows a dynamically induced temperature increase in the tropical lower stratosphere (Figure 3) that leads to changes in vertical velocity and precipitation in the tropics, and changes in the ex-

tratropical regions with an AO-like pattern in the Northern Hemisphere troposphere (presentation by A. Kubin, U. Langematz). This idealised experiment shows that stratospheric changes can have significant effects on the tropospheric circulation and confirms earlier findings of Haigh (1996), Haigh *et al.* (2005), the presentation by J. Haigh, and Matthes *et al.* (2004, 2006).

Within theme V, the importance of an interactive ocean was discussed. A fully interactive ocean seems to better repre-

sent the reconstructed surface temperature signal during the Maunder Minimum (Figure 4, presentation by D. Shindell). J. Meehl showed results from NCAR's Community Climate System Model (CCSM) in which only total solar irradiance (TSI) changes at the top ($\sim 10 \text{ hPa}$) were introduced, and which does not have a stratosphere; these results look very similar to the changes that were achieved with a CCM that included spectrally resolved solar irradiance changes and a proper stratosphere (Matthes *et al.*, 2007). The vertical structure of the response needs to be investigated further and it needs to be clarified how much of the tropospheric equatorial signal comes from TSI and how much from spectrally resolved UV changes.

The short-term (27-day) response of the middle to upper atmosphere was discussed with the Hamburg Model of the Neutral and Ionized Atmosphere (HAMMONIA) (presentation by H. Schmidt), with the GFDL AMTRAC model (presentation by J. Austin) and with the SOCOL model (presentation by E. Rozanov). It was proposed to use 27-day cycle simulations to investigate the mechanisms for solar forcing in the stratosphere. For a decade or more 27-day processes have been simulated reasonably accurately whereas the response to the 11-year solar cycle is only now getting more coherent in the different model simulations. One of the main issues is whether different processes are operating on the 11-year and 27-day timescale.

Further progress and updates on our activities can be found on the SOLARIS website: <http://strat-www.met.fu-berlin.de/~matthes/sparc/solaris.html>.

Acknowledgments

We would like to thank Guy Brasseur, director of NCAR's Earth and Sun Systems Laboratory, for kindly hosting the workshop, and Barb Petrucci for the help with the logistics. The support of SPARC/WCRP enabled a few students to attend. Also, the authors would like to thank R. Garcia for valuable comments on the manuscript.

References

Austin, J., *et al.* (2006), Solar cycle variations of stratospheric ozone and temperature in simulations of a coupled chemistry-climate model, submitted to ACP.

Eyring, V., *et al.*, (2006), Assessment of temperatures, trace species, and ozone in chemistry-climate simulations of the recent past, *J. Geophys. Res.*, in press.

Gray, L.J. (2003), The influence of the equatorial upper stratosphere on stratospheric sudden warmings, *Geophys. Res. Lett.*, 30, doi:10.1029/2002GL016430.

Gray, L. J., *et al.*, (2001a), Model studies of the interannual variability of the northern hemisphere stratospheric winter circulation: The role of the Quasi-Biennial Oscillation, *Q. J. R. Meteorol. Soc.*, 127, 1413–1432.

Gray, L.J., *et al.*, (2004), Solar and QBO influences on the timing of stratospheric sudden Warmings, *J. Atmos. Sci.*, 61, 2777–2796.

Gray, L. J., *et al.*, (2001b), A data study of the influence of the equatorial upper stratosphere on northern hemisphere stratospheric sudden warmings, *Q. J. R. Meteorol. Soc.*, 127, 1985–2003.

Haigh, J.D. (1996), The impact of solar variability on climate, *Science*, 272, 981–984.

Haigh, J.D., *et al.*, (2005), The Response of Tropospheric Circulation to Perturbations in Lower-Stratospheric Temperature, *J. Climate*, 18, 3672–3685.

Kodera, K., and Y. Kuroda (2002), Dynamical response to the solar cycle, *J. Geophys. Res.*, 107, 4749, doi:10.1029/2002JD002224.

Kodera, K., *et al.*, (2003), Solar impact on the lower mesospheric subtropical jet in winter: A comparative study with general circulation model simulations, *Geophys. Res. Lett.*, 30 (D6), 1315, doi:10.1029/2002GL016124.

Labitzke, K., and H. van Loon (1988), Associations between the 11-year solar cycle, the QBO and the atmosphere, Part I: The troposphere and stratosphere in the northern hemisphere in winter, *J. Atmos. Terr. Phys.*, 50, 197–206.

Lean, J., *et al.*, (1995), Reconstruction of solar irradiance since 1610: Implications for climate change, *Geophys. Res. Lett.*, 22, 3195–3198.

Lopez-Puertas, *et al.*, (2005), Observation of NO_x enhancement and ozone depletion in the Northern and Southern Hemispheres after the October – November 2003 solar proton events, *J. Geophys. Res.*, 110, A09S43, doi:10.1029/2005JA011050.

Mann, M. E., *et al.*, (1998), Global-scale temperature patterns and climate forcing over the past six centuries, *Nature*, 392, 779–787.

Matthes, K., *et al.*, (2003), GRIPS solar ex-

periments intercomparison projects: Initial results, *Pap. Meteorol. Geophys.*, 54, 71–90.

Matthes, K., *et al.*, (2004), Improved 11-Year solar signal in the FUB-CMAM, *J. Geophys. Res.*, 109, doi:10.1029/2003JD004012

Matthes, K., *et al.*, (2006), Transfer of the Solar Signal from the Stratosphere to the Troposphere: Northern Winter, *J. Geophys. Res.*, 111, D06108, doi:10.1029/2005JD006283.

Matthes, K., *et al.*, (2007), Modeling the Influence of the 11-Year Solar Cycle and the QBO with the NCAR Whole Atmosphere Community Climate Model, manuscript in preparation.

McCormack, J. P., and D. E. Siskind (2006), Simulations of the ozone response to the 11-year solar cycle and QBO in a zonally averaged photochemical-transport model of the middle atmosphere, manuscript in preparation.

Palmer, M. A. and L. J. Gray (2005), Modeling the atmospheric response to solar irradiance changes using a GCM with a realistic QBO. *Geophys. Res. Lett.*, 32, L24701, doi:10.1029/2005GL023809.

Wang, Y. M., *et al.*, (2005), Modeling the sun's magnetic field and irradiance since 1713, *Astrophysical Journal*, 625, 622–538.

22

A note on an AGU spring meeting discussion of the role of atmospheric water vapour in climate and atmospheric composition

23-26 May 2006, Baltimore, Maryland, USA

N.G. Andronova, University of Michigan, USA (natand@umich.edu)

S. Sherwood, Yale University, USA (Steven.Sherwood@yale.edu)

R. Fu, Georgia Institute of Technology, USA (rong.fu@eas.gatech.edu)

I. Folkins, Dalhousie University, Canada (Ian.Folkins@dal.ca)

K. Rosenlof, NOAA ESRL Chemical Sciences Division, USA (Karen.H.Rosenlof@noaa.gov)

M. Joshi, Hadley Centre, Met Office, United Kingdom (manoj.joshi@metoffice.gov.uk)

A. Caboussat, University of Houston, USA (caboussat@math.uh.edu)

A. Stenke, Institut fuer Physik der Atmosphaere, DLR Oberpfaffenhofen, Germany (Andrea.Stenke@dlr.de)

Introduction

Since the early 1970s the study of the middle atmosphere has focused on understanding the variability of its chemical and dynamical states as driven by both natural and anthropogenic processes. Concurrent with these efforts, studies have been carried out to understand both short- and long-term

climatic variations that occur naturally, as well as those due to the emissions and/or alterations of optically active gases and aerosols by humanity. In these areas of study, stratospheric and tropospheric water vapour (H₂O) has been of particular interest. Water vapour is a greenhouse gas and is important for atmospheric chemistry, as it is the source of the hydroxyl radical, OH, which regulates among others the at-

mospheric methane lifetime and the production and destruction of ozone. Also, water vapour plays an important role in atmospheric heterogeneous chemistry, defining the aerosol effect on climate *via* formation of the stratospheric clouds. While some progress has been made in simulating the changing atmosphere, a number of observed phenomena remain unexplained, among them the reasons for the recently